

SUMMARY OF APPROPRIATIONS, ALLOTMENTS, OBLIGATIONS, DISBURSEMENTS AND BALANCES by PROJECTS, PROGRAMS & ACTIVITIES (PAPs)

As of the Quarter Ending December 31, 2014

Department : DEPARTMENT OF EDUCATION  
 Agency : NATIONAL BOOK DEVELOPMENT BOARD  
 Organizational Code : 07-002-00-00000  
 Funding Source Code : 1-01-101/ 1-04-102

/	Current Year Appropriations
/	Automatic Appropriations
/	Continuing Appropriations

Particulars	UACS Code	Appropriations			Allotments					Current Year Obligations				
		Authorized Appropriation	Adjustments (Transfer To) / From, Realignment	Adjusted Appropriations	Allotments Received	Allotments (Withdrawal, Realig)	Transf er To	Transf er Prom	Adjusted Total Allotments	1st Qtr	2nd Qtr	3rd Qtr	4th Qtr	Total
1	2	3	4	5=(3+4)	6	7	8	9	10=[(6+(-)7) - 8+9]	11	12	13	14	15=(11+12+13+14)
<b>I. AGENCY SPECIFIC BUDGET</b>		24,179,000	-	24,179,000	24,179,000				24,179,000	6,152,588	4,681,759	4,855,793	6,659,033	22,349,172
General Administration and Support	100000000	16,365,000	-	16,365,000	16,365,000				16,365,000	5,217,364	3,436,859	3,169,115	3,261,831	15,085,169
General Administration and Supervision	100010000	16,365,000	-	16,365,000	16,365,000				16,365,000	5,217,364	3,436,859	3,169,115	3,261,831	15,085,169
PS		9,237,000	517,663	9,754,663	9,754,663				9,754,663	1,750,158	2,015,093	1,961,671	2,755,959	8,482,880
MOOE		7,128,000	(517,663)	6,610,337	6,610,337				6,610,337	3,467,207	1,421,766	1,207,444	505,872	6,602,289
Support to Operations	200000000	1,877,000	-	1,877,000	1,877,000				1,877,000	340,916	269,231	218,266	916,261	1,744,674
<i>Research into the Book Publishing Industry, and Maintenance and Implementation of Information Systems Program</i>														
PS	200010000	1,877,000	-	1,877,000	1,877,000				1,877,000	340,916	269,231	218,266	916,261	1,744,674
MOOE		747,000		747,000	747,000				747,000	141,536	162,961	158,641	187,011	650,149
Operations	300000000	1,130,000		1,130,000	1,130,000				1,130,000	199,380	106,270	59,625	729,250	1,094,525
<i>MFO 1: Technical Advisory Services</i>	301000000	5,937,000	-	5,937,000	5,937,000				5,937,000	594,308	975,669	1,468,412	2,480,940	5,519,329
Book Industry Development Services:	301010000	3,242,000	-	3,242,000	3,242,000				3,242,000	321,107	575,889	457,775	1,621,471	2,976,242
PS		469,000		469,000	469,000				469,000	90,818	104,566	101,794	111,015	408,193
MOOE		372,000		372,000	372,000				372,000	15,560	232,304	35,148	88,000	371,012
Technical advisory services:	301020000													
PS		450,000		450,000	450,000				450,000	86,869	100,019	97,368	107,399	391,656
MOOE		1,951,000		1,951,000	1,951,000				1,951,000	127,800	138,999	223,465	1,315,057	1,805,381
<i>MFO 2: Market Development Services</i>	302000000	2,695,000	-	2,695,000	2,695,000				2,695,000	273,201	399,780	1,010,637	859,470	2,543,088
Market Interventions:	302010000													
PS		1,165,000		1,165,000	1,165,000				1,165,000	217,173	250,049	243,420	303,312	1,013,954
MOOE		1,530,000		1,530,000	1,530,000				1,530,000	56,027	149,731	767,217	556,158	1,529,134
Sub-Total, Agency Specific Budget														
PS		12,068,000	517,663	12,585,663	12,585,663				12,585,663	2,286,555	2,632,688	2,562,894	3,464,695	10,946,831
MOOE		12,111,000	(517,663)	11,593,337	11,593,337				11,593,337	3,866,033	2,049,071	2,292,899	3,194,337	11,402,341
<b>B. SPECIAL PURPOSE FUNDS</b>		120,000	-	120,000	120,000				120,000	-	-	-	111,500	111,500

**SUMMARY OF APPROPRIATIONS, ALLOTMENTS, OBLIGATIONS, DISBURSEMENTS AND BALANCES by PROJECTS, PROGRAMS & ACTIVITIES (PAP)**


As of the Quarter Ending December 31, 2014


Department : DEPARTMENT OF EDUCATION  
 Agency : NATIONAL BOOK DEVELOPMENT BOARD  
 Organizational Code : 07-002-00-00000  
 Funding Source Code : 1-01-101/ 1-04-102

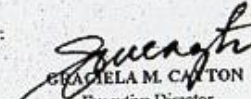
/	Current Year Appropriations
/	Automatic Appropriations
/	Continuing Appropriations

Particulars	UACS Code	Appropriations			Allotments				Current Year Obligations						
		Authorized Appropriation	Adjustments (Transfer To / From, Realignment)	Adjusted Appropriations	Allotments Received	Allotments (Withdrawal, Realig	Transf er To	Transf er From	Adjusted Total Allotments	1st Qtr	2nd Qtr	3rd Qtr	4th Qtr	Total	
1	2	3	4	5=(3+4)	6	7	8	9	10=[{6+(-)7} - 8+9]	11	12	13	14	15=(11+12+13+14)	
Miscellaneous Personnel Benefits Fund	1 04 102								120,000					111,500	111,500
PS		120,000		120,000	120,000				120,000					111,500	111,500
Sub-Total, Automatic Appropriations		120,000	-	120,000	120,000				120,000						
PS									1,001,000	211,723	236,200	239,330	238,608	925,861	
<b>II. AUTOMATIC APPROPRIATIONS</b>		1,001,000	-	1,001,000	1,001,000				1,001,000	211,723	236,200	239,330	238,608	925,861	
RLIP	1 04 102								1,001,000	211,723	236,200	239,330	238,608	925,861	
PS		1,001,000		1,001,000	1,001,000				1,001,000	211,723	236,200	239,330	238,608	925,861	
Sub-Total, Automatic Appropriations		1,001,000		1,001,000	1,001,000				1,001,000	211,723	236,200	239,330	238,608	925,861	
PS		1,001,000		1,001,000	1,001,000				1,001,000	211,723	236,200	239,330	238,608	925,861	
									25,300,000	6,364,311	4,917,959	5,095,123	7,009,141	23,386,533	
<b>GRAND TOTAL</b>		25,300,000	-	25,300,000	25,300,000				25,300,000	6,364,311	4,917,959	5,095,123	7,009,141	23,386,533	
PS		13,189,000	517,663	13,706,663	13,706,663				13,706,663	2,498,278	2,868,887	2,802,223	3,814,804	11,984,192	
MOOE		12,111,000	(517,663)	11,593,337	11,593,337				11,593,337	3,866,033	2,049,071	2,292,899	3,194,337	11,402,341	
<b>Recapitulation by MFO: (Agency Specific Budget)</b>															
MFO 1		3,242,000	-	3,242,000	3,242,000				3,242,000	321,107	575,889	457,775	1,621,471	2,976,242	
MFO 2		2,695,000	-	2,695,000	2,695,000				2,695,000	273,201	399,780	1,010,637	859,470	2,543,088	

\* The amount of P 517,663 was realigned to PS from MOOE to cover payment of FY 2014 Collective Negotiation Agreement (C N A) Incentive ns authorized by DBM per SARO No. BMB-B-14-0027800 dated December 29, 2014.

Prepared by:  
  
 ANGELINA T. DAMASCO  
 Acting Budget Officer / Accountant III

Certified Correct:  
  
 FLORIBELIZ A. ABIAD  
 OIC, Admin & Finance

Approved by:  
  
 GRACELA M. CANTON  
 Executive Director

**SUMMARY OF APPROPRIATIONS, ALLOTMENTS, OBLIGATIONS**

As of the Quarter Ending December 31, 2014

Department : DEPARTMENT OF EDUCATION  
 Agency : NATIONAL BOOK DEVELOPMENT  
 Organizational Code : 07-002-00-0000  
 Funding Source Code : 1-01-101/ 1-04-102

/	Current Year Appropriations
/	Automatic Appropriations
	Continuing Appropriations

Particulars	UACS Code	Current Year Disbursements					Unobligated Allotment	Unpaid Obligations (15-20)=(23+24)	
		1st Qtr	2nd Qtr	3rd Qtr	4th Qtr	Total		Due and Demandable	Not Yet Due and Demandable
1	2	16	17	18	19	20=(16+17+18+19)	22=(10-15)	23	24
<b>I. AGENCY SPECIFIC BUDGET</b>		4,172,458	4,769,777	5,573,081	7,153,426	21,668,742	1,829,828	412,948	267,483
General Administration and Support	100000000	3,420,312	3,678,643	3,986,776	3,932,555	15,018,287	1,279,831	6,400	60,482
General Administration and Supervision	100010000	3,420,312	3,678,643	3,986,776	3,932,555	15,018,287	1,279,831	6,400	60,482
PS		1,729,142	1,999,828	1,942,898.52	2,777,228	8,449,098	1,271,783		33,782
MOOE		1,691,170	1,678,815	2,043,877.81	1,155,326	6,569,189	8,048	6,400	26,700
Support to Operations	200000000	240,916	189,231	348,266	819,661	1,598,074	132,326	12,600	134,000
Research into the Book Publishing Industry, and Maintenance and Implementation of Information Systems Program									
	200010000	240,916	189,231	348,266	819,661	1,598,074	132,326	12,600	134,000
PS		141,536	162,961	158,640.65	187,011	650,149	96,851		-
MOOE		99,380	26,270	189,625.00	632,650	947,925	35,475	12,600	134,000
Operations	300000000	511,230	901,902	1,238,039	2,401,210	5,052,381	417,671	393,948	73,000
MFO 1: Technical Advisory Services	301000000	249,141	627,856	475,835	1,496,462	2,849,293	265,758	53,948	73,000
Book Industry Development Services:	301010000								
PS		90,818	104,566	101,794.24	111,015	408,193	60,807		-
MOOE		15,560	232,304	35,147.69	88,000	371,012	988		-
Technical advisory services:	301020000								
PS		86,869	100,019	97,368.19	107,399	391,656	58,344		-
MOOE		55,893	190,966	241,524.79	1,190,049	1,678,433	145,619	53,948	73,000
MFO 2: Market Development Services	302000000	262,089	274,047	762,204	904,748	2,203,088	151,912	340,000	-
Market Interventions:	302010000								
PS		217,173	250,049	243,419.97	303,312	1,013,954	151,046		-
MOOE		44,916	23,998	518,784.08	601,436	1,189,134	866	340,000	-
<b>Sub-Total, Agency Specific Budget</b>									
PS		2,265,539	2,617,423	2,544,122	3,485,965	10,913,049	1,638,832	-	33,782
MOOE		1,906,918	2,152,354	3,028,959	3,667,461	10,755,693	190,996	412,948	233,700
<b>B. SPECIAL PURPOSE FUNDS</b>					111,500	111,500	8,500	-	-

**SUMMARY OF APPROPRIATIONS, ALLOTMENTS, OBLIGATIONS**

As of the Quarter Ending December 31, 2014

Department : DEPARTMENT OF EDUCATION  
 Agency : NATIONAL BOOK DEVELOPMENT  
 Organizational Code : 07-002-00-0000  
 Funding Source Code : 1-01-101/1-04-102

/	Current Year Appropriations
/	Automatic Appropriations
/	Continuing Appropriations

Particulars	UACS Code	Current Year Disbursements					Unobligated Allotment	Unpaid Obligations (15-20)=(23+24)		
		1st Qtr	2nd Qtr	3rd Qtr	4th Qtr	Total		Due and Demandable	Not Yet Due and Demandable	
1	2	16	17	18	19	20=(16+17+18+19)	22=(10-15)	23	24	
Miscellaneous Personnel Benefits Fund	1 04 102					111,500	111,500	8,500		
PS										
Sub-Total, Automatic Appropriations						111,500	111,500			
PS										
<b>II AUTOMATIC APPROPRIATIONS</b>		<b>211,723</b>	<b>236,200</b>	<b>239,330</b>	<b>238,608</b>	<b>925,861</b>	<b>75,139</b>	-	-	
RLIP	1 04 102									
PS		211,723	236,200	239,329.72	238,608	925,861	75,139			
Sub-Total, Automatic Appropriations										
PS		211,723	236,200	239,330	238,608	925,861	75,139			
<b>GRAND TOTAL</b>		<b>4,384,181</b>	<b>5,005,977</b>	<b>5,812,411</b>	<b>7,503,534</b>	<b>22,706,103</b>	<b>1,913,467</b>	<b>412,948</b>	<b>267,483</b>	
PS		2,477,262	2,853,623	2,783,451	3,836,073	11,950,410	1,722,471	-	33,782	
MOOE		1,906,918	2,152,354	3,028,959	3,667,461	10,755,693	190,996	412,948	233,700	
<b>Recapitulation by MFO: (Agency Specific Budget)</b>										
MFO 1		249,141	627,856	475,835	1,496,462	2,849,293	265,758	53,948	73,000	
MFO 2		262,089	274,047	762,204	904,748	2,203,088	151,912	340,000	-	

Prepared by:

ANGELINA T. DAMASCO  
 Acting Budget Officer / Accountant III

Certified Correct:

FLORDELIZ A. ABIAD  
 OIC, Admin & Finance

Approved by:

GRACIELA M. CAYTON  
 Executive Director

**SUMMARY OF PRIOR YEAR'S OBLIGATIONS, DISBURSEMENTS AND UNPAID PRIOR YEAR OBLIGATIONS BY OBJECT EXPENDITURES**  
as of the Quarter Ending December 31, 2014

Department: **DEPARTMENT OF EDUCATION**  
Agency/Operating Units : **NATIONAL BOOK DEVELOPMENT BOARD**  
Organizational Code : 07-002-00-00000  
Funding Source Code : 1-01-101/ 1-04-102

FAR No. 1

✓	Prior Year's Obligation
	Automatic Appropriations
	Continuing Appropriations

Particulars	UACS Code	PRIOR YEAR'S OBLIGATIONS			DISBURSEMENTS					Unpaid Obligations
		Balance Beginning of the year	Adjustments	Adjusted Balance	1st Quarter ending March 31	2nd Quarter ending June 30	3rd Quarter ending Sept. 30	4th Quarter ending Dec. 31	Total	
1	2	2	3	(2+3)=4	5	6	7	8	9 = (5+6+7+8)	10
<b>I. PRIOR YEAR OBLIGATIONS</b>										
<b>Personnel Services</b>										
Productivity Incentive Allowance	5-01-02-080	44,000.00		44,000.00					-	44,000.00
Other bonuses and Allowances (FY 2012 PEB Incentive)	5-01-02-990	229,500.00		229,500.00					-	229,500.00
<b>Maintenance &amp; Other Operating Expenses</b>										
Consultancy Services	5-02-11-030	1,444.44		1,444.44	1,444.44				1,444.44	-
Rent Expenses	5-02-99-050			-	163,350.96 <sup>1</sup>				163,350.96	*
Other Professional Services	5-02-11-990	40,000.00		40,000.00	40,000.00				40,000.00	-
Other Maintenance and Operating Expenses	5-02-99-990	25,000.00	25,000.00 <sup>2</sup>	-					-	-
<b>TOTAL</b>		<b>339,944.44</b>		<b>314,944.44</b>	<b>204,795.40</b>				<b>204,795.40</b>	<b>273,500.00</b>

**Note:**

- \* Amount represents the replacement of stale check issued to H.K Asia amounting 163,350.96 net of taxes or P 179,365.76 at gross amount, which was already obligated in 2013.
- Amount represents adjustment to the overstated Accounts Payable, since the final tranche of grant to DLSU re 2013 PILF is not yet due and demandable.

Prepared by:

*ANGELINA T. DAMASCO*  
Acting Budget Officer/ Accountant III

Date:

Certified Correct:

*FLORDELIZ A. ABIAD*  
OIC, Admin & Finance

Date:

Approved by:

*SHACIELA M. CAYTON*  
Executive Director

Date: