


STATEMENT OF APPROPRIATIONS, ALLOTMENTS, OBLIGATIONS, DISBURSEMENTS AND BALANCES  
As of the Quarter Ending June 30, 2017

Department: Department of Education (DepEd)  
Agency: National Book Development Board  
Operating Unit: N/A  
Organization Code (UACS): 070020000000  
Fund Cluster: 01 - Regular Agency Fund


Authorization: 02 - Continuing Appropriations  
Report Status: FOR REVIEW

Particulars	UACS CODE	Appropriation			Allotments			Current Year Obligations				Current Year Disbursements				Balances							
		Authorized Appropriation	Adjustments (Transfer To)/From, Realignment	Adjusted Appropriations	Allotments Received	Adjustments (Withdrawal, Realignment)	Transfer To	Transfer From	Adjusted Total Allotments	1st Quarter Ending March 31	2nd Quarter Ending June 30	3rd Quarter Ending Sept. 30	4th Quarter Ending Dec. 31	Total	1st Quarter Ending March 31	2nd Quarter Ending June 30	3rd Quarter Ending Sept. 30	4th Quarter Ending Dec. 31	Total	Unreleased Appropriations	Unobligated Allotment	Unpaid Obligations (15-20) = (23+24)	
1	2	3	4	5=3+4	6	7	8	9	10=(8+7)+4+9	11	12	13	14	15=(11+12+13+14)	16	17	18	19	20=(16+17+18+19)	21=(5-16)	22=(10-18)	23	24
I. Agency Specific Budget																							
Specific Budgets of National Government Agencies		01102101																					
General Administration and Support	000001000000000	367,791.00		367,791.00	367,791.00				367,791.00	294,159.82	82,423.04			366,582.86	241,413.38	119,288.48			360,702.86		1,208.14		5,880.00
General Management and Supervision	103001000100000	367,791.00		367,791.00	367,791.00				367,791.00	284,159.82	82,423.04			366,582.86	241,413.38	119,288.48			360,702.86		1,208.14		5,880.00
MOOE		361,288.88		361,288.88	361,288.88				361,288.88	284,159.82	76,543.04			360,702.86	241,413.38	119,288.48			360,702.86		586.02		
CO		6,502.12		6,502.12	6,502.12				6,502.12	5,880.00				5,880.00							622.12		5,880.00
Support to Operations	000002000000000	382,733.15		382,733.15	382,733.15				382,733.15	59.00				59.00	59.00				59.00		382,674.15		
Research into the Book Publishing Industry, and Maintenance and Implementation of Information Systems Program	245002000100000	382,733.15		382,733.15	382,733.15				382,733.15	59.00				59.00	59.00				59.00		382,674.15		
MOOE		382,733.15		382,733.15	382,733.15				382,733.15	59.00				59.00	59.00				59.00		382,674.15		
Operations	000003000000000	2,362,261.72		2,362,261.72	2,362,261.72				2,362,261.72	111,542.59	322,497.60			434,040.19	111,542.59	222,497.60			334,040.19		1,928,221.53		100,000.00
MFO 1: TECHNICAL ADVISORY SERVICES	000003010000000	1,578,113.17		1,578,113.17	1,578,113.17				1,578,113.17	110,836.59	280,326.60			371,163.19	110,836.59	210,326.60			321,163.19		1,206,949.98		50,000.00
Book Industry Development Services	243003010100000	537,136.27		537,136.27	537,136.27				537,136.27		120,895.40			120,895.40		120,895.40			120,895.40		416,240.87		
MOOE		537,136.27		537,136.27	537,136.27				537,136.27		120,895.40			120,895.40		120,895.40			120,895.40		416,240.87		
Technical advisory services	243003010200000	1,040,976.90		1,040,976.90	1,040,976.90				1,040,976.90	110,836.59	139,431.20			250,267.79	110,836.59	89,431.20			200,267.79		780,708.11		50,000.00
MOOE		1,040,976.90		1,040,976.90	1,040,976.90				1,040,976.90	110,836.59	139,431.20			250,267.79	110,836.59	89,431.20			200,267.79		780,708.11		50,000.00
MFO 2: MARKET DEVELOPMENT SERVICES	000003020000000	784,148.55		784,148.55	784,148.55				784,148.55	706.00	82,171.00			82,877.00	706.00	12,171.00			12,877.00		721,271.55		50,000.00
Market Interventions	243003020100000	784,148.55		784,148.55	784,148.55				784,148.55	706.00	82,171.00			82,877.00	706.00	12,171.00			12,877.00		721,271.55		50,000.00
MOOE		784,148.55		784,148.55	784,148.55				784,148.55	706.00	82,171.00			82,877.00	706.00	12,171.00			12,877.00		721,271.55		50,000.00
Sub-Total, Agency-Specific		3,112,785.87		3,112,785.87	3,112,785.87				3,112,785.87	385,761.41	404,920.64			800,682.05	353,014.97	341,787.08			694,802.05		2,312,103.82		105,880.00
MOOE		3,106,283.75		3,106,283.75	3,106,283.75				3,106,283.75	385,761.41	389,040.64			794,802.05	353,014.97	341,787.08			694,802.05		2,311,481.70		100,000.00
CO		6,502.12		6,502.12	6,502.12				6,502.12	5,880.00				5,880.00							622.12		5,880.00
II. Automatic Appropriations																							
III. Special Purpose Fund																							
GRAND TOTAL		3,112,785.87		3,112,785.87	3,112,785.87				3,112,785.87	385,761.41	404,920.64			800,682.05	353,014.97	341,787.08			694,802.05		2,312,103.82		105,880.00
MOOE		3,106,283.75		3,106,283.75	3,106,283.75				3,106,283.75	385,761.41	389,040.64			794,802.05	353,014.97	341,787.08			694,802.05		2,311,481.70		100,000.00
CO		6,502.12		6,502.12	6,502.12				6,502.12	5,880.00				5,880.00							622.12		5,880.00

Certified Correct:

  
MURILLO, ALDA MAE  
Budget Officer  
Date: 17/Jul/2017


Certified Correct:

  
GODWIN AUSTEN O. M. S. REYES  
Chief Accountant  
Date:

Recommended By:

  
FLORDEZ A. ABIAD  
Supervising Administrative Officer  
Date:

Approved By:

  
JERRY G. NOYON  
Executive Director III  
Agency Head/Department  
Date: