

STATEMENT OF APPROPRIATIONS, ALLOTMENTS, OBLIGATIONS, DISBURSEMENTS AND BALANCES

As at the Quarter Ending September 30, 2021

Department : Department of Education (DepEd)

Agency/Entity : National Book Development Board

Operating Unit : < not applicable >

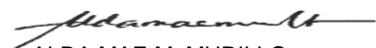
Organization Code (UACS) : 07 002 0000000

Fund Cluster : 01 Regular Agency Fund

Particulars	UACS CODE	Appropriations			Allotments				
		Authorized Appropriations	Adjustments(Transfer To/From, Modifications/Augmentations)	Adjusted Appropriations	Allotments Received	Adjustments(Reductions, Modifications/Augmentations)	Transfer To	Transfer From	Adjusted Total Allotments
1	2	3	4	5=(3+4)	6	7	8	9	10=[{6+(-)7}-8+9]
I. Agency Specific Budget		87,210,000.00	0.00	87,210,000.00	86,090,000.00	0.00	0.00	0.00	86,090,000.00
General Administration and Support	1000000000000000000	32,235,000.00	0.00	32,235,000.00	31,115,000.00	0.00	0.00	0.00	31,115,000.00
General Management and Supervision	100000100001000	31,914,000.00	0.00	31,914,000.00	30,794,000.00	0.00	0.00	0.00	30,794,000.00
PS		14,277,000.00	0.00	14,277,000.00	14,277,000.00	0.00	0.00	0.00	14,277,000.00
MOOE		13,917,000.00	0.00	13,917,000.00	13,917,000.00	0.00	0.00	0.00	13,917,000.00
CO		3,720,000.00	0.00	3,720,000.00	2,600,000.00	0.00	0.00	0.00	2,600,000.00
Administration of Personnel Benefits	100000100002000	321,000.00	0.00	321,000.00	321,000.00	0.00	0.00	0.00	321,000.00
PS		321,000.00	0.00	321,000.00	321,000.00	0.00	0.00	0.00	321,000.00
Sub-Total, General Administration and Support		32,235,000.00	0.00	32,235,000.00	31,115,000.00	0.00	0.00	0.00	31,115,000.00
PS		14,598,000.00	0.00	14,598,000.00	14,598,000.00	0.00	0.00	0.00	14,598,000.00
MOOE		13,917,000.00	0.00	13,917,000.00	13,917,000.00	0.00	0.00	0.00	13,917,000.00
FinEx (if Applicable)		0.00	0.00	0.00	0.00	0.00	0.00	0.00	0.00
CO		3,720,000.00	0.00	3,720,000.00	2,600,000.00	0.00	0.00	0.00	2,600,000.00
Operations	3000000000000000000	54,975,000.00	0.00	54,975,000.00	54,975,000.00	0.00	0.00	0.00	54,975,000.00
OO : Local book publishing industry developed		54,975,000.00	0.00	54,975,000.00	54,975,000.00	0.00	0.00	0.00	54,975,000.00
LOCAL BOOK PUBLISHING INDUSTRY DEVELOPMENT PROGRAM		54,975,000.00	0.00	54,975,000.00	54,975,000.00	0.00	0.00	0.00	54,975,000.00
Capacity building and trade promotion incentives	310100100001000	44,123,000.00	0.00	44,123,000.00	44,123,000.00	0.00	0.00	0.00	44,123,000.00
PS		5,800,000.00	0.00	5,800,000.00	5,800,000.00	0.00	0.00	0.00	5,800,000.00
MOOE		38,323,000.00	0.00	38,323,000.00	38,323,000.00	0.00	0.00	0.00	38,323,000.00
Administration of awards, grants, and incentives	310100100002000	5,323,000.00	0.00	5,323,000.00	5,323,000.00	0.00	0.00	0.00	5,323,000.00
PS		3,090,000.00	0.00	3,090,000.00	3,090,000.00	0.00	0.00	0.00	3,090,000.00
MOOE		2,233,000.00	0.00	2,233,000.00	2,233,000.00	0.00	0.00	0.00	2,233,000.00
Policy development, research, information system management, and information campaign	310100100003000	5,529,000.00	0.00	5,529,000.00	5,529,000.00	0.00	0.00	0.00	5,529,000.00
PS		700,000.00	0.00	700,000.00	700,000.00	0.00	0.00	0.00	700,000.00
MOOE		4,829,000.00	0.00	4,829,000.00	4,829,000.00	0.00	0.00	0.00	4,829,000.00

Particulars	UACS CODE	Appropriations			Allotments				
		Authorized Appropriations	Adjustments(Trans fer To/From,Modificati ons/Augmentations)	Adjusted Appropriations	Allotments Received	Adjustments(Redu ctions,Modification s/Augmentations)	Transfer To	Transfer From	Adjusted Total Allotments
Sub-Total, Operations		54,975,000.00	0.00	54,975,000.00	54,975,000.00	0.00	0.00	0.00	54,975,000.00
PS		9,590,000.00	0.00	9,590,000.00	9,590,000.00	0.00	0.00	0.00	9,590,000.00
MOOE		45,385,000.00	0.00	45,385,000.00	45,385,000.00	0.00	0.00	0.00	45,385,000.00
FinEx (if Applicable)		0.00	0.00	0.00	0.00	0.00	0.00	0.00	0.00
CO		0.00	0.00	0.00	0.00	0.00	0.00	0.00	0.00
Sub-Total, I. Agency Specific Budget		87,210,000.00	0.00	87,210,000.00	86,090,000.00	0.00	0.00	0.00	86,090,000.00
PS		24,188,000.00	0.00	24,188,000.00	24,188,000.00	0.00	0.00	0.00	24,188,000.00
MOOE		59,302,000.00	0.00	59,302,000.00	59,302,000.00	0.00	0.00	0.00	59,302,000.00
FinEx (if Applicable)		0.00	0.00	0.00	0.00	0.00	0.00	0.00	0.00
CO		3,720,000.00	0.00	3,720,000.00	2,600,000.00	0.00	0.00	0.00	2,600,000.00
II. Automatic Appropriations		2,089,000.00	0.00	2,089,000.00	2,089,000.00	0.00	0.00	0.00	2,089,000.00
Specific Budgets of National Government Agencies		2,089,000.00	0.00	2,089,000.00	2,089,000.00	0.00	0.00	0.00	2,089,000.00
Retirement and Life Insurance Premiums		2,089,000.00	0.00	2,089,000.00	2,089,000.00	0.00	0.00	0.00	2,089,000.00
PS		2,089,000.00	0.00	2,089,000.00	2,089,000.00	0.00	0.00	0.00	2,089,000.00
Sub-total II. Automatic Appropriations		2,089,000.00	0.00	2,089,000.00	2,089,000.00	0.00	0.00	0.00	2,089,000.00
PS		2,089,000.00	0.00	2,089,000.00	2,089,000.00	0.00	0.00	0.00	2,089,000.00
MOOE		0.00	0.00	0.00	0.00	0.00	0.00	0.00	0.00
FinEx		0.00	0.00	0.00	0.00	0.00	0.00	0.00	0.00
CO		0.00	0.00	0.00	0.00	0.00	0.00	0.00	0.00
IV. Reversion of the Unobligated Allotments charged against R.A. Nos. 11465 and 11494		0.00	0.00	0.00	0.00	0.00	0.00	0.00	0.00
GRAND TOTAL		89,299,000.00	0.00	89,299,000.00	88,179,000.00	0.00	0.00	0.00	88,179,000.00
PS		26,277,000.00	0.00	26,277,000.00	26,277,000.00	0.00	0.00	0.00	26,277,000.00
MOOE		59,302,000.00	0.00	59,302,000.00	59,302,000.00	0.00	0.00	0.00	59,302,000.00
CO		3,720,000.00	0.00	3,720,000.00	2,600,000.00	0.00	0.00	0.00	2,600,000.00
Recapitulation by OO:									
I. Agency Specific Budget		54,975,000.00	0.00	54,975,000.00	54,975,000.00	0.00	0.00	0.00	54,975,000.00
LOCAL BOOK PUBLISHING INDUSTRY DEVELOPMENT PROGRAM		54,975,000.00	0.00	54,975,000.00	54,975,000.00	0.00	0.00	0.00	54,975,000.00

Certified Correct:


ALDA MAE M. MURILLO

Administrative Officer V

Date: October 28, 2021

Certified Correct:


RAISSA MARIE M. NOBLE

Accountant III

Date:

STATEMENT OF APPROPRIATE

As at the Quarter Ending Septem

Department : Department

Agency/Entity : National B

Operating Unit : < not appli


Organization Code (UACS) : 07 002 000

Fund Cluster : 01 Regular

Particulars	Current Year Obligations					Current Year Disbursements				
	1st Quarter Ending March 31	2nd Quarter Ending June 30	3rd Quarter Ending Sept. 30	4th Quarter Ending Dec. 31	TOTAL	1st Quarter Ending March 31	2nd Quarter Ending June 30	3rd Quarter Ending Sept. 30	4th Quarter Ending Dec. 31	TOTAL
1	11	12	13	14	15=(11+12+13+14)	16	17	18	19	20=(16+17+18+19)
I. Agency Specific Budget	11,687,047.22	24,930,163.30	33,787,059.80	0.00	70,404,270.32	7,248,420.76	18,133,049.67	22,071,909.43	0.00	47,453,379.86
General Administration and Support	9,559,634.96	10,151,454.77	5,271,808.24	0.00	24,982,897.97	5,156,008.50	8,362,763.56	7,044,671.18	0.00	20,563,443.24
General Management and Supervision	9,559,634.96	10,151,454.77	5,271,808.24	0.00	24,982,897.97	5,156,008.50	8,362,763.56	7,044,671.18	0.00	20,563,443.24
PS	3,268,828.03	5,735,288.18	4,592,701.42	0.00	13,596,817.63	3,268,828.03	5,735,288.18	4,473,244.01	0.00	13,477,360.22
MOOE	6,290,806.93	4,416,166.59	679,106.82	0.00	11,386,080.34	1,887,180.47	2,627,475.38	2,571,427.17	0.00	7,086,083.02
CO	0.00	0.00	0.00	0.00	0.00	0.00	0.00	0.00	0.00	0.00
Administration of Personnel Benefits	0.00	0.00	0.00	0.00	0.00	0.00	0.00	0.00	0.00	0.00
PS	0.00	0.00	0.00	0.00	0.00	0.00	0.00	0.00	0.00	0.00
Sub-Total, General Administration and Support	9,559,634.96	10,151,454.77	5,271,808.24	0.00	24,982,897.97	5,156,008.50	8,362,763.56	7,044,671.18	0.00	20,563,443.24
PS	3,268,828.03	5,735,288.18	4,592,701.42	0.00	13,596,817.63	3,268,828.03	5,735,288.18	4,473,244.01	0.00	13,477,360.22
MOOE	6,290,806.93	4,416,166.59	679,106.82	0.00	11,386,080.34	1,887,180.47	2,627,475.38	2,571,427.17	0.00	7,086,083.02
FinEx (if Applicable)	0.00	0.00	0.00	0.00	0.00	0.00	0.00	0.00	0.00	0.00
CO	0.00	0.00	0.00	0.00	0.00	0.00	0.00	0.00	0.00	0.00
Operations	2,127,412.26	14,778,708.53	28,515,251.56	0.00	45,421,372.35	2,092,412.26	9,770,286.11	15,027,238.25	0.00	26,889,936.62
OO : Local book publishing industry developed	2,127,412.26	14,778,708.53	28,515,251.56	0.00	45,421,372.35	2,092,412.26	9,770,286.11	15,027,238.25	0.00	26,889,936.62
LOCAL BOOK PUBLISHING INDUSTRY DEVELOPMENT PROGRAM	2,127,412.26	14,778,708.53	28,515,251.56	0.00	45,421,372.35	2,092,412.26	9,770,286.11	15,027,238.25	0.00	26,889,936.62
Capacity building and trade promotion incentives	1,327,946.27	13,143,180.54	25,686,913.03	0.00	40,158,039.84	1,292,946.27	8,183,758.12	13,851,717.90	0.00	23,328,422.29
PS	1,232,849.01	1,646,849.01	1,232,849.01	0.00	4,112,547.03	1,232,849.01	1,646,849.01	1,232,849.01	0.00	4,112,547.03
MOOE	95,097.26	11,496,331.53	24,454,064.02	0.00	36,045,492.81	60,097.26	6,536,909.11	12,618,868.89	0.00	19,215,875.26
Administration of awards, grants, and incentives	653,499.00	1,368,499.00	2,125,185.36	0.00	4,147,183.36	653,499.00	1,319,499.00	675,185.36	0.00	2,648,183.36
PS	653,499.00	878,499.00	653,499.00	0.00	2,185,497.00	653,499.00	878,499.00	653,499.00	0.00	2,185,497.00
MOOE	0.00	490,000.00	1,471,686.36	0.00	1,961,686.36	0.00	441,000.00	21,686.36	0.00	462,686.36
Policy development, research, information system management, and information campaign	145,966.99	267,028.99	703,153.17	0.00	1,116,149.15	145,966.99	267,028.99	500,334.99	0.00	913,330.97
PS	145,449.99	200,449.99	145,449.99	0.00	491,349.97	145,449.99	200,449.99	145,449.99	0.00	491,349.97
MOOE	517.00	66,579.00	557,703.18	0.00	624,799.18	517.00	66,579.00	354,885.00	0.00	421,981.00

Particulars	Current Year Obligations					Current Year Disbursements				
	1st Quarter Ending March 31	2nd Quarter Ending June 30	3rd Quarter Ending Sept. 30	4th Quarter Ending Dec. 31	TOTAL	1st Quarter Ending March 31	2nd Quarter Ending June 30	3rd Quarter Ending Sept. 30	4th Quarter Ending Dec. 31	TOTAL
Sub-Total, Operations	2,127,412.26	14,778,708.53	28,515,251.56	0.00	45,421,372.35	2,092,412.26	9,770,286.11	15,027,238.25	0.00	26,889,936.62
PS	2,031,798.00	2,725,798.00	2,031,798.00	0.00	6,789,394.00	2,031,798.00	2,725,798.00	2,031,798.00	0.00	6,789,394.00
MOOE	95,614.26	12,052,910.53	26,483,453.56	0.00	38,631,978.35	60,614.26	7,044,488.11	12,995,440.25	0.00	20,100,542.62
FinEx (if Applicable)	0.00	0.00	0.00	0.00	0.00	0.00	0.00	0.00	0.00	0.00
CO	0.00	0.00	0.00	0.00	0.00	0.00	0.00	0.00	0.00	0.00
Sub-Total, I. Agency Specific Budget	11,687,047.22	24,930,163.30	33,787,059.80	0.00	70,404,270.32	7,248,420.76	18,133,049.67	22,071,909.43	0.00	47,453,379.86
PS	5,300,626.03	8,461,086.18	6,624,499.42	0.00	20,386,211.63	5,300,626.03	8,461,086.18	6,505,042.01	0.00	20,266,754.22
MOOE	6,386,421.19	16,469,077.12	27,162,560.38	0.00	50,018,058.69	1,947,794.73	9,671,963.49	15,566,867.42	0.00	27,186,625.64
FinEx (if Applicable)	0.00	0.00	0.00	0.00	0.00	0.00	0.00	0.00	0.00	0.00
CO	0.00	0.00	0.00	0.00	0.00	0.00	0.00	0.00	0.00	0.00
II. Automatic Appropriations	518,841.11	535,298.40	663,054.89	0.00	1,717,194.40	518,841.11	535,298.40	663,054.89	0.00	1,717,194.40
Specific Budgets of National Government Agencies	518,841.11	535,298.40	663,054.89	0.00	1,717,194.40	518,841.11	535,298.40	663,054.89	0.00	1,717,194.40
Retirement and Life Insurance Premiums	518,841.11	535,298.40	663,054.89	0.00	1,717,194.40	518,841.11	535,298.40	663,054.89	0.00	1,717,194.40
PS	518,841.11	535,298.40	663,054.89	0.00	1,717,194.40	518,841.11	535,298.40	663,054.89	0.00	1,717,194.40
Sub-total II. Automatic Appropriations	518,841.11	535,298.40	663,054.89	0.00	1,717,194.40	518,841.11	535,298.40	663,054.89	0.00	1,717,194.40
PS	518,841.11	535,298.40	663,054.89	0.00	1,717,194.40	518,841.11	535,298.40	663,054.89	0.00	1,717,194.40
MOOE	0.00	0.00	0.00	0.00	0.00	0.00	0.00	0.00	0.00	0.00
FinEx	0.00	0.00	0.00	0.00	0.00	0.00	0.00	0.00	0.00	0.00
CO	0.00	0.00	0.00	0.00	0.00	0.00	0.00	0.00	0.00	0.00
IV. Reversion of the Unobligated Allotments charged against R.A. Nos. 11465 and 11494	0.00	0.00	0.00	0.00	0.00	0.00	0.00	0.00	0.00	0.00
GRAND TOTAL	12,205,888.33	25,465,461.70	34,450,114.69	0.00	72,121,464.72	7,767,261.87	18,668,348.07	22,734,964.32	0.00	49,170,574.26
PS	5,819,467.14	8,996,384.58	7,287,554.31	0.00	22,103,406.03	5,819,467.14	8,996,384.58	7,168,096.90	0.00	21,983,948.62
MOOE	6,386,421.19	16,469,077.12	27,162,560.38	0.00	50,018,058.69	1,947,794.73	9,671,963.49	15,566,867.42	0.00	27,186,625.64
CO	0.00	0.00	0.00	0.00	0.00	0.00	0.00	0.00	0.00	0.00
Recapitulation by OO:										
I. Agency Specific Budget	2,127,412.26	14,778,708.53	28,515,251.56	0.00	45,421,372.35	2,092,412.26	9,770,286.11	15,027,238.25	0.00	26,889,936.62
LOCAL BOOK PUBLISHING INDUSTRY DEVELOPMENT PROGRAM	2,127,412.26	14,778,708.53	28,515,251.56	0.00	45,421,372.35	2,092,412.26	9,770,286.11	15,027,238.25	0.00	26,889,936.62

Certified Correct:


ALDA MAE M. MURILLO

Administrative Officer V

Date: October 28, 2021


Recommending Approval:


RYAN A. ESTEBAN

OIC, Deputy Executive Director

Date:

Approved By:


CHARISSE AQUINO-TUGADE

Executive Director III

Date:

STATEMENT OF APPROPRIATIONS

As at the Quarter Ending September 30, 2010

Department : Department of Education

Agency/Entity : National Book Development Program

Operating Unit : < not applicable

Organization Code (UACS) : 07 002 0001


Fund Cluster : 01 Regular

X	Current Year Appropriations
	Supplemental Appropriations
	Continuing Appropriations

Particulars	Balances			
	Unreleased Appro	Unobligated Allotments	Unpaid Obligations(15-20)=(23+24)	
			Due and Demandable	Not Yet Due and Demandable
1	21	22	23	24
I. Agency Specific Budget	1,120,000.00	15,685,729.68	119,457.41	22,831,433.05
General Administration and Support	1,120,000.00	6,132,102.03	119,457.41	4,299,997.32
General Management and Supervision	1,120,000.00	5,811,102.03	119,457.41	4,299,997.32
PS	0.00	680,182.37	119,457.41	0.00
MOOE	0.00	2,530,919.66	0.00	4,299,997.32
CO	1,120,000.00	2,600,000.00	0.00	0.00
Administration of Personnel Benefits	0.00	321,000.00	0.00	0.00
PS	0.00	321,000.00	0.00	0.00
Sub-Total, General Administration and Support	1,120,000.00	6,132,102.03	119,457.41	4,299,997.32
PS	0.00	1,001,182.37	119,457.41	0.00
MOOE	0.00	2,530,919.66	0.00	4,299,997.32
FinEx (if Applicable)	0.00	0.00	0.00	0.00
CO	1,120,000.00	2,600,000.00	0.00	0.00
Operations	0.00	9,553,627.65	0.00	18,531,435.73
OO : Local book publishing industry developed	0.00	9,553,627.65	0.00	18,531,435.73
LOCAL BOOK PUBLISHING INDUSTRY DEVELOPMENT PROGRAM	0.00	9,553,627.65	0.00	18,531,435.73
Capacity building and trade promotion incentives	0.00	3,964,960.16	0.00	16,829,617.55
PS	0.00	1,687,452.97	0.00	0.00
MOOE	0.00	2,277,507.19	0.00	16,829,617.55
Administration of awards, grants, and incentives	0.00	1,175,816.64	0.00	1,499,000.00
PS	0.00	904,503.00	0.00	0.00
MOOE	0.00	271,313.64	0.00	1,499,000.00
Policy development, research, information system management, and information campaign	0.00	4,412,850.85	0.00	202,818.18
PS	0.00	208,650.03	0.00	0.00
MOOE	0.00	4,204,200.82	0.00	202,818.18

Particulars	Balances			
	Unreleased Appro	Unobligated Allotments	Unpaid Obligations(15-20)=(23+24)	
			Due and Demandable	Not Yet Due and Demandable
Sub-Total, Operations	0.00	9,553,627.65	0.00	18,531,435.73
PS	0.00	2,800,606.00	0.00	0.00
MOOE	0.00	6,753,021.65	0.00	18,531,435.73
FinEx (if Applicable)	0.00	0.00	0.00	0.00
CO	0.00	0.00	0.00	0.00
Sub-Total, I. Agency Specific Budget	1,120,000.00	15,685,729.68	119,457.41	22,831,433.05
PS	0.00	3,801,788.37	119,457.41	0.00
MOOE	0.00	9,283,941.31	0.00	22,831,433.05
FinEx (if Applicable)	0.00	0.00	0.00	0.00
CO	1,120,000.00	2,600,000.00	0.00	0.00
II. Automatic Appropriations	0.00	371,805.60	0.00	0.00
Specific Budgets of National Government Agencies	0.00	371,805.60	0.00	0.00
Retirement and Life Insurance Premiums	0.00	371,805.60	0.00	0.00
PS	0.00	371,805.60	0.00	0.00
Sub-total II. Automatic Appropriations	0.00	371,805.60	0.00	0.00
PS	0.00	371,805.60	0.00	0.00
MOOE	0.00	0.00	0.00	0.00
FinEx	0.00	0.00	0.00	0.00
CO	0.00	0.00	0.00	0.00
IV. Reversion of the Unobligated Allotments charged against R.A. Nos. 11465 and 11494	0.00	0.00	0.00	0.00
GRAND TOTAL	1,120,000.00	16,057,535.28	119,457.41	22,831,433.05
PS	0.00	4,173,593.97	119,457.41	0.00
MOOE	0.00	9,283,941.31	0.00	22,831,433.05
CO	1,120,000.00	2,600,000.00	0.00	0.00
Recapitulation by OO:				
I. Agency Specific Budget	0.00	9,553,627.65	0.00	18,531,435.73
LOCAL BOOK PUBLISHING INDUSTRY DEVELOPMENT PROGRAM	0.00	9,553,627.65	0.00	18,531,435.73

Certified Correct:


ALDA MAE M. MURILLO

Administrative Officer V

Date: October 28, 2021